


# Car seat Check-up and Inspections

By Certified Child Passenger Safety Technicians



Correctly used child safety seats reduces the risk of death by as much as 71%

Learn how to install your child's safety seat and see if it is time for a change!

**White House Clinics**  
859-626-7700  
By Appointment (Days)  
Ask for Enabling Services


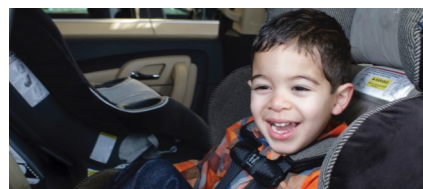
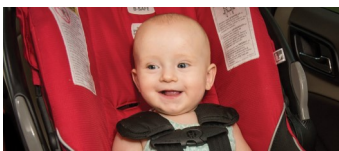
**Richmond Fire Department**  
859-623-1164  
Call anytime **(24 Hrs. a day)**



**Madison County Health Department**  
859-228-2044  
By appointment (Days)

**Kentucky State Police**  
859-623-2404  
By appointment (Days)

**Richmond Police Department**  
859-623-1162  
By appointment (Days)



# Buckle Kids Right: Know the Stages

## 1. Rear-facing

Birth until age 2-4\*



## 2. Forward-facing

After outgrowing rear-facing seat until at least age 5\*\*



## 3. Booster Seats

After outgrowing forward-facing seat and until seat belts fit properly\*\*\*



## 4. Seat Belts

When they fit properly and throughout life\*\*\*



**Always properly buckle children aged 12 and under in the back seat!**

\*As long as possible, until they reach the maximum weight or height limit of their rear-facing car seat.

\*\*Until they reach the maximum weight or height limit of their forward-facing car seat.

\*\*\*Proper seat belt fit usually occurs around 4 feet 9 inches tall and age 9-12. Seat belts fit properly when the lap belt lays across upper thighs (not the stomach) and the shoulder belt lays across the chest (not the neck).

